

DRAWING 1

• Mrs. Bjork

• Room 114

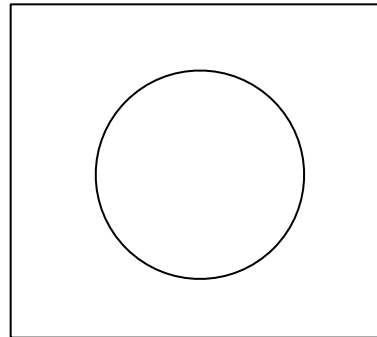
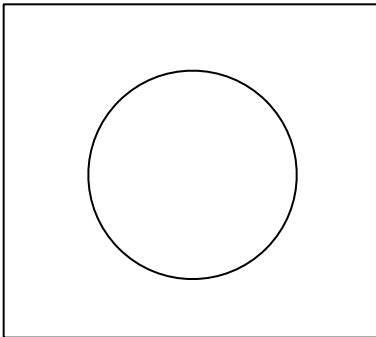
• bjorjea@pewaukeeschools.org

Color Rendering: Worksheet

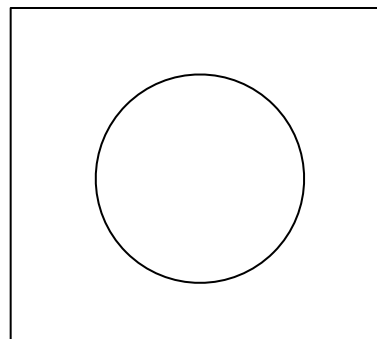
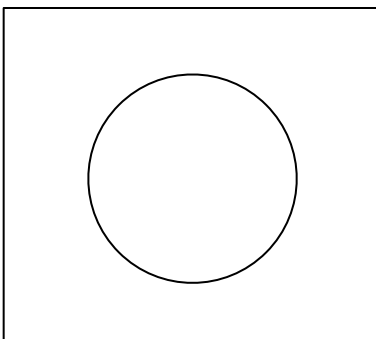
Use color pencil to complete the following rendering exercises. Make the shapes become 3-dimensional forms through rendering.

Color the circle red and the square yellow

Color the circle red and the square green



Color the circle yellow and then lightly go over it with violet. Color the square orange and lightly go over it in blue. Then do another one with your choice of color opposites.



Color the final two sets with your choice of colors, but make them look three-dimensional.

